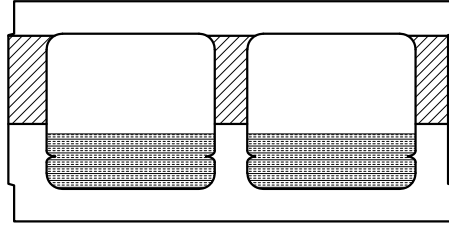
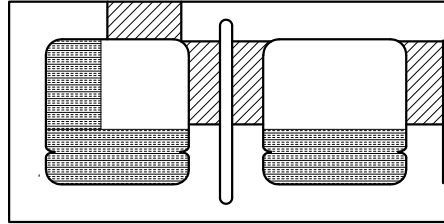


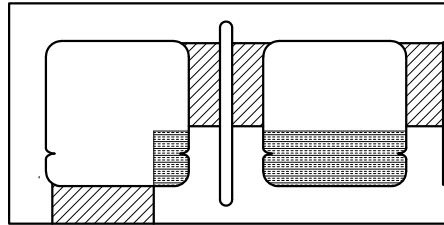
STD



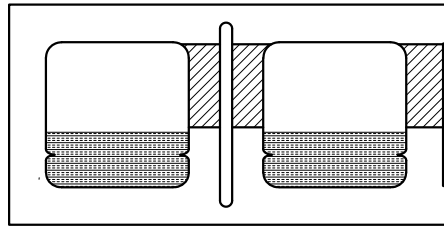
OUTSIDE CORNER



INSIDE CORNER



END



12" WF (R22)

SI UNITS (mm)

TITLE:

PROJECT:

SCALE:
NTS

JOB NO:
n/a

DWG NO:

